

WELCOME  
Families

To

Fairview Heights Elementary

Primary Orientation





# Our Website

<http://fvh.hrce.ca>




About FHES	Teacher Contact Information
School Supply List	Calendars
Twitter Information	Newsletters

...and much, much more!




# Our School Has...

- Ms. Lynn Kazamel-Boudreau, Principal
- Mr. Corbett, Vice Principal
- Two Translators
- A Guidance Counsellor
- Ms. Sherry Mitchell, Administrative Assistant
- Resource and Learning Centre teacher



# Our School Has...

- Educational Program Assistants
- Student Services: English as an additional Language Teachers, Speech-Language Pathologist, School Psychologist.
- Library Support Specialist
- 1 Computer Technician
- 1 Police School Liaison officer



# CURRICULUM

(classes/courses/subjects)

- Language Arts
- Math
- Physical Education
- Music




An integrated approach with Science, Social Studies, Health and Art taught within Math and Language Arts.




# Assessment and Evaluation

- Ongoing throughout the year
- Class work
- Conferencing



# Communicating Student Learning

- Three Reporting Periods
- Curriculum Night
- Parent Teacher Sessions
- FHES website
- Teacher/Guardian Contact
- Phone Calls
- E-Mail




# School Wide Expectations/Rules

- We are kind to each other.
- We listen to each other.
- We learn from each other.
- We value our school community.




High Five Student Assemblies





# Food

- Students need to bring their own nutritious recess snack and lunch.
- Our school has a breakfast program open to all students.
- No nut products are permitted in the school, this includes Nutella and Hazelnut spreads.



# Timetable

8 to 8:10

Arrival Time

8:10

Entry

8:20

Classes Begin

Staggered

**Recess Break (15 minutes)**

Classes

Staggered


**Lunch (35 minutes)**

PM


Classes

2:15

**Dismissal - Guardian Pick up**



# Opening Day...



## Students and Parents will...

- Arrive at 8
- Greet Teacher and find out which class your child will be in. Your teacher will be identifiable.
- Make sure the teacher knows your dismissal arrangements before you leave.
- Pick up your child on time at 2:15 and make sure that the teacher knows the plan for pick up.
- Be sure you know what entrance and exit your child uses.



# Ways to Support Your Child

Some of the many ways that you can help include:



- Instruction time begins at 8:20 am. Please have your child here on time. Key instruction occurs within the first 15 minutes of class.
- An open line of communication between home and school is very important. If you have any concerns, contact the teacher via note, phone call, or email.
- Show your child that you support their education by talking to them about school, set high expectations and check their back pack when they get home from school. Reinforce class work, make sure that your child is prepared for the next morning of school.



Reinforce the expected behaviours of the school.



## Final Notes

- Be sure to complete the "Getting to know you" questionnaire
- If your child requires any supports please contact the administration.
- We look forward to working in partnership with you to provide your child with a rich educational experience.

